

Honeycomb Series

Simple, fashionable and prismatic area lighting.

The honeycomb light not only alleviates the strong light but also gives a feeling of being in the nature, the best choice of life and office.




The idea comes from the honeycomb of nature



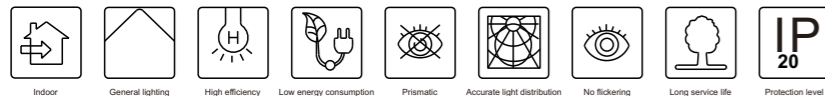


Unique Honeycomb design
UGR < 18
Visually comfortable lighting
Seamlessly extendable length




Unique perforated honeycomb end cap on both that allows light to pass through.

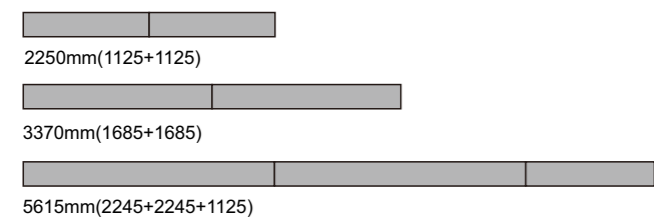




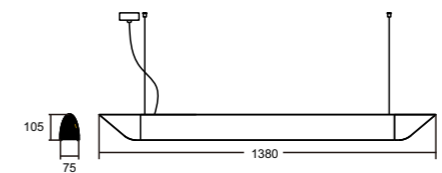
Customizable

Distribution: Direct Light 
 CCT: 3000K,4000K,6000K
 CRI: 82+,90+
 Lamp Color:

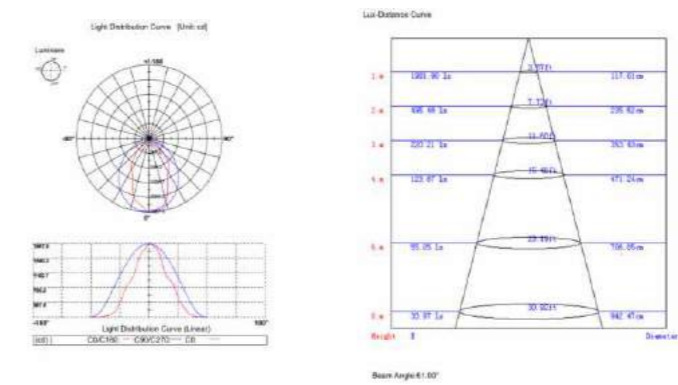
Seamlessly connect multiple units



Product Size



Light distribution curve



Technical Data

LP-SL-75105-A Direct Light

Size(mm)	Power(W)	Efficacy(lm/W)	Luminous Flux(lm)	UGR
1380*75*105	36	51.1	2008	< 18

HIGH EFFICIENCY

Size(mm)	Power(W)	Efficacy(lm/W)	Luminous Flux(lm)	UGR
1380*75*105	36	57.4	2165	< 18






Die casted end caps ,without screws design
Hexagonal Honeycomb Design

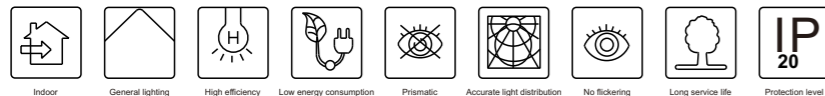


Unique Honeycomb design
UGR < 18
Visually comfortable lighting
Seamlessly extendable length



Die casted end caps ,without screws design
Hexagonal Honeycomb Design





Customizable

Light Distribution: Direct Light 
 CCT: 3000K, 4000K, 6000K
 CRI: 82+, 90+
 Lamp Color:

Seamlessly connect multiple units



2250mm(1125+1125)

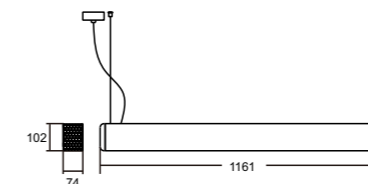


3370mm(1685+1685)

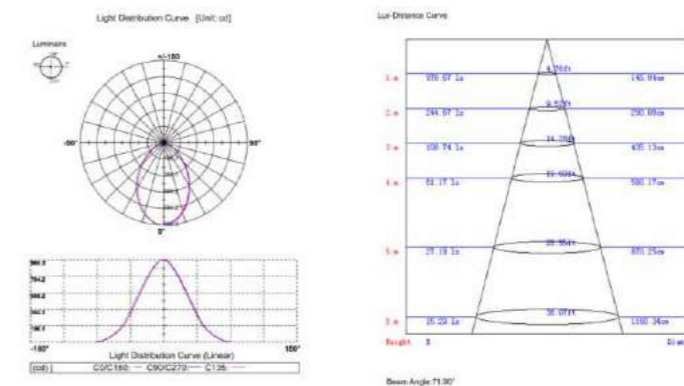


5615mm(2245+2245+1125)

Product Size


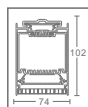


Light distribution curve




Technical Data


LP-SL-74102-A

	Size(mm)	Power(W)	Efficacy(lm/W)	Luminous Flux(lm)	UGR
	Direct 1161*74*102	30	53	1571	< 18
	Indirect 1161*74*102	15	102	1479	< 19


HIGH EFFICIENCY

	Direct 1161*74*102	30	60.5	1694	< 18
	Indirect 1161*74*102	15	115.8	1563	< 19







Unique Honeycomb design
UGR < 18
Visually comfortable lighting
Seamlessly extendable length



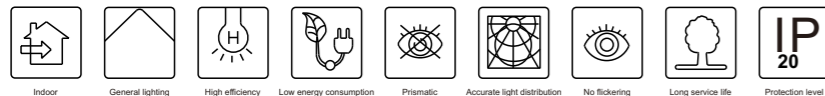
Die casted end caps ,without screws design
Hexagonal Honeycomb Design






lumeplus

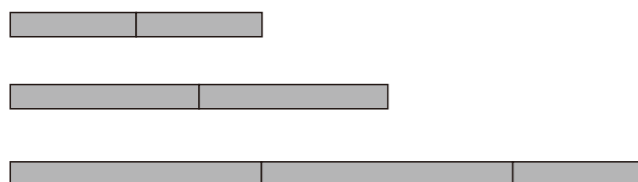




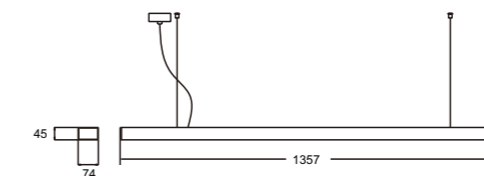
Customizable

Light Distribution: Direct Light 
 CCT: 3000K,4000K,6000K
 CRI: 82+,90+
 Lamp Color:

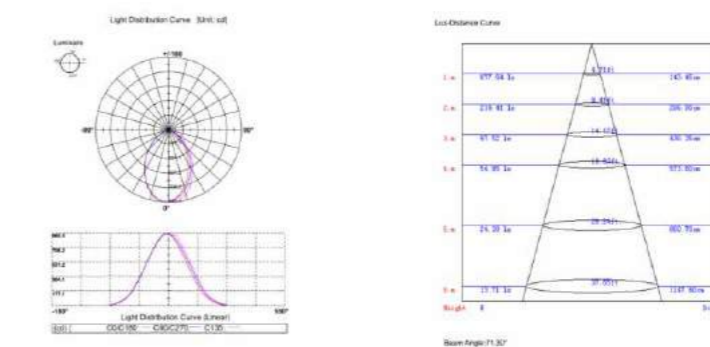
Seamlessly connect multiple units



Product Size



Light distribution curve



Technical Data

LP-SL-07445-A Direct Light

Size(mm)	Power(W)	Efficacy(lm/W)	Luminous Flux(lm)	UGR
1357*74*45	30	52.2	1513	< 18

HIGH EFFICIENCY

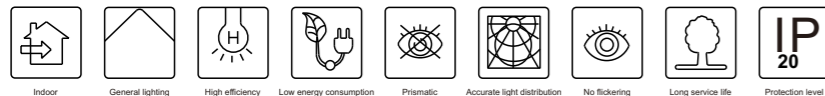
Size(mm)	Power(W)	Efficacy(lm/W)	Luminous Flux(lm)	UGR
1357*74*45	30	58.1	1696	< 18




Concise design, ultra-thin frame, glare-free
0-10V Dimming system
Touch screen switch, smart lighting technology






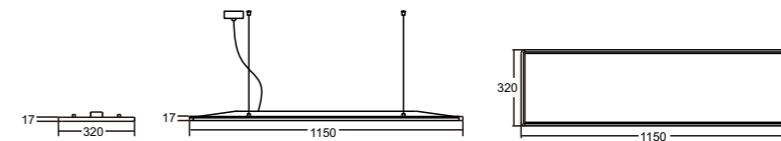


Customizable

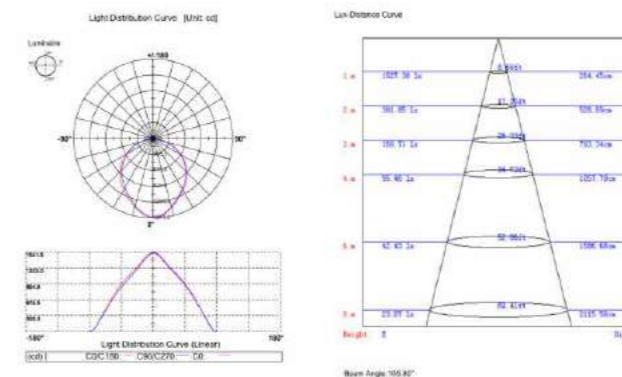
Light Distribution: Direct Light 
 CCT: 3000K, 4000K, 6000K
 CRI: 82+, 90+
 Lamp Color:



Product Size



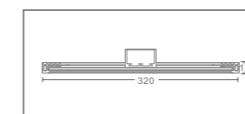
Light distribution curve



Technical Data

LP-SL-32017-A Direct Light

Size(mm)	Power(W)	Efficacy(lm/W)	Luminous Flux(lm)	UGR
1150*320*17	60	66.6	3854	< 18



Concise design, ultra-thin frame, glare-free
0-10V Dimming system
Touch screen switch, Smart lighting technology





Anti-glare film

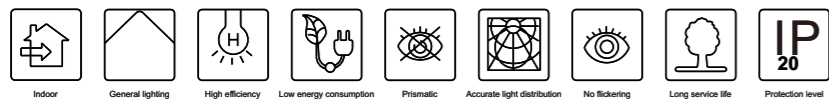


Motion sensor




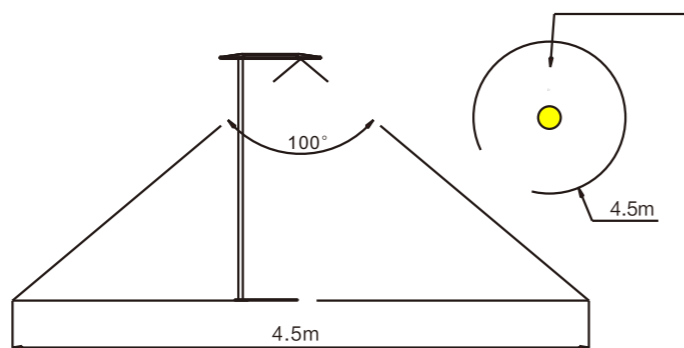
Bi-Directional light output



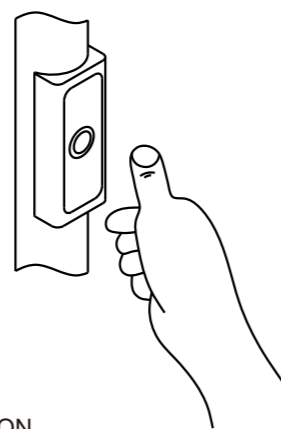


Customizable

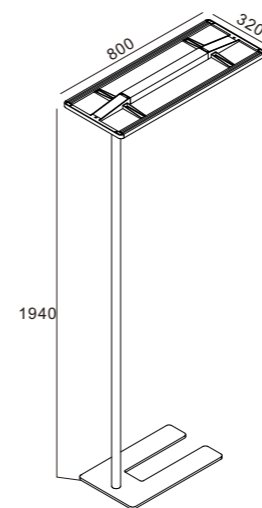
Distribution: Direct Light 
 CCT: 3000K,4000K,6000K
 CRI: 82+,90+
 Lamp Color: 





Induction range: Take the lamp as the center of the circle with a diameter of 4.5Meters
 The induction angle of the sensor is 80-100 degrees



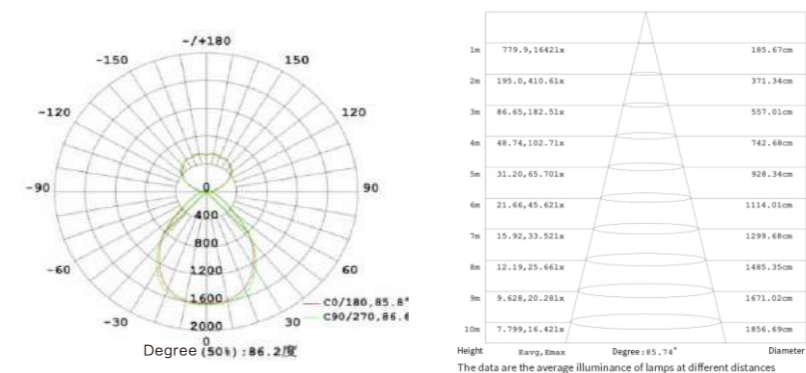
First Short press- ON
 Second Short press - OFF
 The lamp brightness can be adjusted by long press on the switch and releasing the switch after selecting desired brightness level.



Customizable

Light Distribution: Direct Light 
 CCT: 3000K,4000K,6000K
 CRI: 82+,90+
 Lamp Color: 

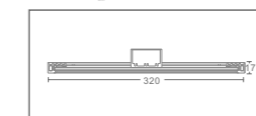
Light distribution curve



Technical Data

LP-FL-32017-A Direct Light

Size(mm)	Power(W)	Efficacy(lm/W)	Luminous Flux(lm)	UGR
800*320*1940	60	58.1	3374	< 18



Concise design, ultra-thin frame, glare-free
0-10V Intelligent Sensor System
Touch screen switch, Smart lighting technology






Anti-glare film

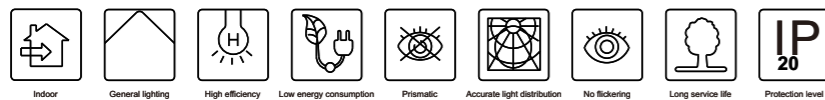


Motion sensor



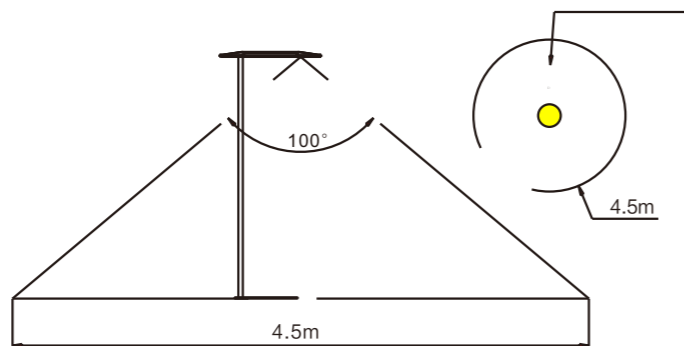
Bi-Directional Light output






Customizable

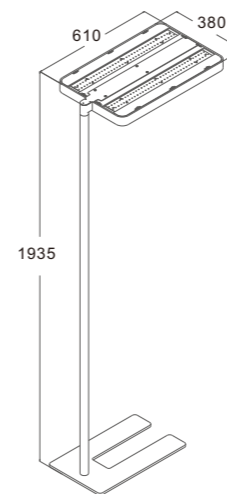
Distribution: Direct Light 
 CCT: 3000K,4000K,6000K
 CRI: 82+,90+
 Lamp Color: 





Induction range: Take the lamp as the center of the circle with a diameter of 4.5Meters
 The induction angle of the sensor is 80-100 degrees



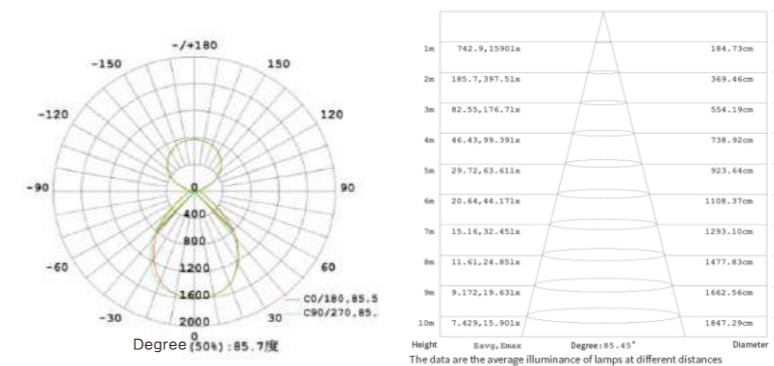
First Short press- ON
 Second Short press - OFF
 The lamp brightness can be adjusted by long press on the switch and releasing the switch after selecting desired brightness level.



Customizable

Light Distribution: Direct Light 
 CCT: 3000K,4000K,6000K
 CRI: 82+,90+
 Lamp Color: 

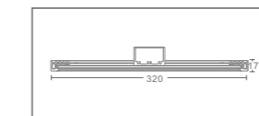
Light distribution curve




Technical Data

LP-FL-38035-A Direct Light

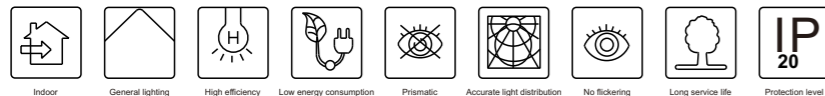
	Size(mm)	Power(W)	Efficacy(lm/W)	Luminous Flux(lm)	UGR
Direct	613*380*1935	40	71.2	3184	< 18
Indirect	613*380*1935	20	136	2474	< 19






LP-SL35455-A

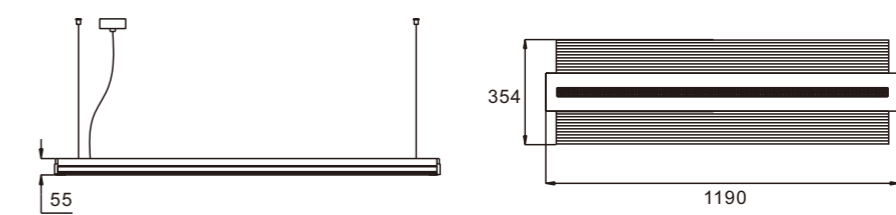




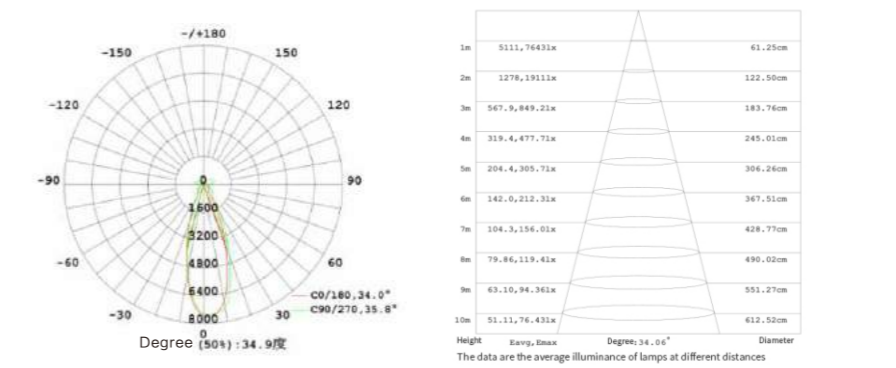
Customizable

Distribution: Direct Light 
 CCT: 3000K,4000K,6000K
 CRI: 82+,90+
 Lamp Color:


Product Size



Light distribution curve




Technical Data

LP-SL3545-A	Direct Light				
	Size(mm)	Power(W)	Efficacy(lm/W)	Luminous Flux(lm)	UGR
	1190*354*55	30	100	3200	< 18
Side Glowing					
	Size(mm)	Power(W)	Efficacy(lm/W)	Luminous Flux(lm)	UGR
	1190*354*55	60	48	2880	< 18

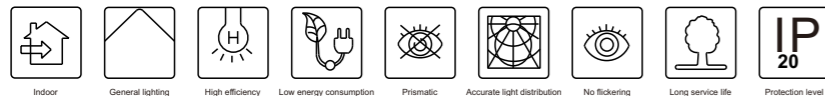


LP-FL35455-A




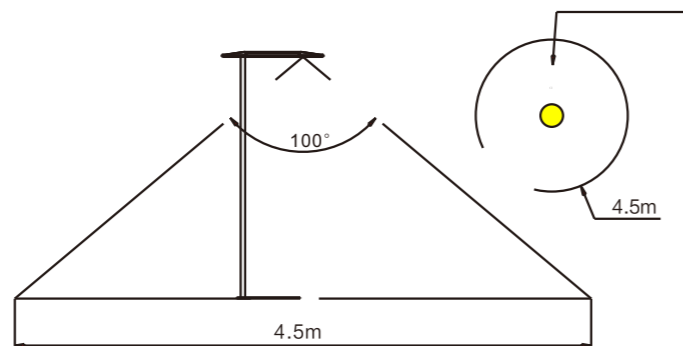
Reset switch On/Off switch 0-10V dimmable






Customizable

Distribution: Direct Light 
 CCT: 3000K,4000K,6000K
 CRI: 82+,90+
 Lamp Color:




Induction range: Take the lamp as the center of the circle with a diameter of 4.5Meters
 The induction angle of the sensor is 80-100 degrees

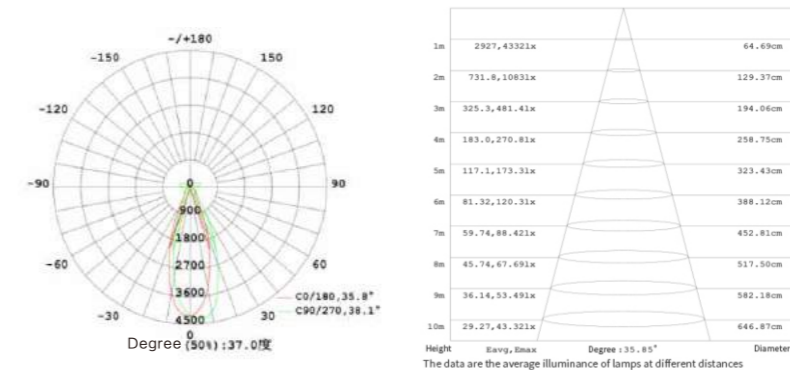


First Short press- ON
 Second Short press - OFF
 The lamp birghtness can be adjusted by a long press on the switch
 and releasing the switch after selecting desired brightness level.

Customizable

Light Distribution: Direct Light 
 CCT: 3000K,4000K,6000K
 CRI: 82+,90+
 Lamp Color:

Light distribution curve



Technical Data

LP-FL35455-A Direct Light

Size(mm)	Power(W)	Efficacy(lm/W)	Luminous Flux(lm)	UGR
600*354*1950	40	64	2560	< 18

Side Glowing

Size(mm)	Power(W)	Efficacy(lm/W)	Luminous Flux(lm)	UGR
600*354*1950	20	48	960	< 18

