

lumep⁺plus

COMMERCIAL / INDUSTRIAL
LED LIGHTING

2018 CATALOGUE



LED Linear High bay G15



Built to last

- 80W/100W/150W/200W/350W
- High Efficiency, 150lm/W
- 10 Year Warranty Guarantee

Features

- High Output LED's, up to 150lm/W
- High CRI >70/80
- Meanwell brand driver ,TUV UL CE certificate, PF>0.96, THD<12
- Flicker free
- 10 Year Warranty on complete fixture. (LED's, Driver, & Housing)
- 1-10V Dimming, Microwave Sensor, Dali control, Zigbee Wireless Control Options
- Pendant Mount or Surface Mount
- Hanging mount accessories included



Applications

- Bus station
- Warehouse
- Workshops
- Sports Halls
- Exhibition Halls
- Badminton court
- Factories
- Airport
- Supermark



Specifications

Model NO.	LP-HBR06-80W	LP-HBR06-100W	LP-HBR09-150W	LP-HBR12-200W	LP-HBR15-350W
Input Power	80W	100W	150W	200W	350W
Dimension	600mm	600mm	900mm	1200mm	1500mm
CCT	3000K/4000K/5000K/5700K				
CRI	>70/80				
Power Factor	>0.9				
Driver	Mean Well (External)				
IP Grade	IP66				
Input Voltage	100-277VAC/180-480VAC				
Lumen Efficiency	140lm/W(CRI>80) & 150lm/W(CRI>70)				
Beam Angle	120°				
Working Temp	-20~+50℃				
Warranty	10 Years(@25℃working environment)				
Lifespan	100,000Hours				

LED Clean High bay G13

Features

- Smooth surface, easy to clean and wash , good for Food Processing Industry, harsh environment
- High Output LED's, up to 130lm/W, Samsung leds
- High CRI >80
- Beam angle: 120°
- Ambient Temperatures: -40°C to 50°C
- Meanwell brand driver, TUV UL CE certificate, PF>0.96, THD<12
- Flicker free
- Environmentally friendly, no mercury, No UV, No IR
- IP66 rated
- Energy Efficiency Grade: A+
- Quick Start instant 100% luminous flux
- 5 Year Warranty (Internal driver)/10 Year Warranty (External driver)
- Certificate:CE, RoHs, ETL, cETL, DLC
- 1-10V Dimming, MW Sensor, DALI Control Options



Applications

- Cold Storage
- Food Processing
- Warehouse&Logistics
- Wood Factory
- Cement Plant

Specifications

Model NO.	LP-G13-100W	LP-G13-150W	LP-G13-200W
Input Power	100W	150W	200W
Dimension	600mm	900mm	1200mm
CCT	4000K/5000K/6000K		
CRI	>80		
Power Factor	>0.95		
IP Grade	IP66		
Input Voltage	100-277VAC		
Lumen Efficiency	130lm/W		
Beam Angle	120°		
Working Temp	-40~+50°C		
Warranty	5 Year (Internal driver)@25°C working environment		10 Year (External driver)
Lifespan	100,000Hours		
ETL	YES		
DLC	YES(4000K&5000K)		

Multi-purpose High Bay for the Harsh Environment

Designed specially for Food Processing, Wood Factory, Cement Plant etc. Smooth Surface, dust-proff, easy to clean.

LED Linear High Bay G12



Robust and Virtually indestructible

The G12 LED consists of a single anodized aluminium extrusion. It is designed for use in factories, warehouses, mines and other Industrial environments, up to 20 Meters.

Features

- High Output LED's, up to 130m/W, Phillips Lumileds LED
- High CRI >80
- UL listed Meanwell driver, High PF>0.96 low THD driver, Flicker free
- Environmentally friendly, no mercury, No UV, No IR
- 4 Beam angles option: 40°/90°/ 80°X155°/30°X70°
- IP65 rated; for indoor use
- Energy Efficiency Grade: A+
- Quick Start instant 100% luminous flux
- 5 Year Warranty on complete fixture. (LED's, Driver, & Housing)
- Certificate: CE, RoHs, ETL, DLC
- Body: Aluminium alloy
- Stainless steel screws
- Options: 1-10V, Microwave sensor, daylight sensor, Dali, Zigbee control systems
- Hanging mount accessories included



Applications

- Workshops
- Warehouse
- Storage



Specifications

Model NO.	LP-B-80W	LP-B-120W	LP-B-150W	LP-B-180W
Input Power	80W	120W	150W	180W
Dimension	600mm	900mm	1200mm	1500mm
CCT	3000K/4000K/5000K/5700K			
CRI	>80			
Power Factor	>0.95			
IP Grade	IP65			
Input Voltage	100-277V			
Lumen Efficiency	130lm/W			
Light Source	Phillips Lumileds SMD3030			
Beam Angle	40°/90°/80°X155°/30°X70°			
Working Temp	-20~+50°C			
Warranty	5 Years			
Lifespan	50,000Hours			

Classic High Bay-Form1



Classic High Bay, up to 160lm/W

- A simple solution to many energy efficiency challenges
- Glare-free (0.05-0.9)
- 60°/90°/120° patented optical lens

Features

- High Output LED's, up to 150m/W, 160m/W optional
- High CRI >80
- Meanwell driver, High PF>0.96 low THD driver, Flicker free
- Environmentally friendly, no mercury, No UV, No IR
- 60°/90°/ 120°for option
- IP65 protections rating ; for indoor use
- Energy Efficiency Grade: A+++
- Quick Start instant 100% luminous flux
- 10 Year Warranty on complete fixture. (LED's, Driver, & Housing) @25°C working environment
- Certificate: CE, RoHS
- Body: Aluminium alloy
- Stainless steel screws
- Options:1-10V Dimming, Microwave Sensor, Dali control



Applications

- Sports lighting
- Warehouse
- Storage



Specifications

Model NO.	LP-HBR-100W	LP-HBR-150W	LP-HBR-200W	LP-HBR-240W
Input Power	100W	150W	200W	240W
Dimension	Ø216*188mm	Ø300*208mm	Ø330*218mm	Ø330*218mm
CCT	4000K/5000K/5700K			
CRI	>70/80			
Power Factor	>0.95			
IP Grade	IP65			
Input Voltage	100-277VAC			
Lumen Efficiency	150lm/W			
Beam Angle	60°/90°/120°			
Working Temp	-20~+50°C			
Warranty	10 Years			
Lifespan	100,000Hours			



Built-in Microwave Sensor with Wireless Remote Controller

- Glare-free, UGR<19
- 150lm/W, 180lm/W optional

Features

- High Output LED's, up to 150m/W, 180lm/W optional
- High CRI >70/80/90
- Glare Free, UGR<19
- UL listed Meanwell driver, High PF>0.96 low THD driver, Flicker free
- Environmentally friendly, no mercury, No UV, No IR
- 90° beam angle
- IP65 protections rating
- Energy Efficiency Grade: A+++
- Quick Start instant 100% luminous flux
- 10 Year Warranty on complete fixture. (LED's, Driver, & Housing)
- Certificate: CE, RoHs, ETL, DLC, SAA, TUV (Pending)
- Body: Aluminium alloy
- Stainless steel screws
- Options:1-10V Dimming, Microwave Sensor, Dali control



Applications

- Sports lighting
- Warehouse
- Storage



Specifications

Model NO.	LP-F4-75W	LP-F4-100W	LP-F4-150W	LP-F4-200W
Input Power	75W	100W	150W	200W
Dimension	Ø292*151mm	Ø292*151mm	Ø342*157mm	Ø382*160mm
Driver	MW ELG-75	MW ELG-100	MW ELG-150	MW ELG-200
LEDs	Cree3030			
CCT	4000K/5000K/5700K			
CRI	>70			
Power Factor	>0.95			
IP Grade	IP65			
Input Voltage	100-277VAC			
Lumen Efficiency	150lm/W			
Beam Angle	90°			
Working Temp	-40~+45°C			
Warranty	10 Years			
Lifespan	100,000Hours			

Linear Low Bay Fixture Line1

Features

- 130m/W, standard, 150lm/w optional
- High CRI >80
- Wide beam angle 180°
- IP66 waterproof, dust, corrosion and pressure-proof; for indoor use
- Aluminium housing+PC cover
- 5 Year Warranty
- Certificate: CE, RoHs, ETL, DLC
- Options: 1-10V Dimming, Microwave Sensor, 3h Emergency Battery Backup
- Hanging mount accessories included ; 90°adjustable mounting clips for option



Applications

- Car parking Lighting
- School Lighting
- Workshops
- Supermarkets
- Warehouse
- Storage



Specifications

Model NO.	LP-F4F-40W	LP-F4F-60W	LP-F5F-40W	LP-F5F-60W	LP-F5F-80W	LP-F5F-100W
Input Power	40W	60W	40W	60W	80W	100W
Dimension	1200mm	1200mm	1500mm	1500mm	1500mm	1500mm
CCT	3000/4000K/5000K/5700K					
CRI	>80					
Power Factor	>0.9					
IP Grade	IP66					
Input Voltage	100-277VAC					
Lumen Efficiency	125-130lm/W					
Beam Angle	180°					
Working Temp	-20~+50°C					
Warranty	5 Years					
Lifespan	50,000Hours					

Unique Linear Low Bay Line1

- 180°Light Distributor
- 90°Rotatable Mount Bracket

UGR<19 LED Tri-proof Light Line 2



Classic LED Vapor-tight fixture

- UGR<19, Glare-free
- 130lm/w
- Build-in Microwave Sensor (optional)
- Build-in Emergency (3h) back-up (optional)

Features

- High Output LED's, up to 130~140lm/W, LM80 certified light source
- High CRI >80
- UGR<19, Glare-free
- TUV UL CE SAA CB certificate, High PF>0.96 low THD driver
- Flicker free
- Environmentally friendly, no mercury, No UV, No IR
- Polyester powder coated frame with white finish.
- IP66, indoor use
- Energy Efficiency Grade: A+
- Quick Start instant 100% luminous flux
- 5 Year Warranty on complete fixture. (LED's, Driver, & Housing)
- Certificate: CE, RoHS
- Optional: 1-10V Dimming, Microwave Sensor, 3h Emergency Battery Backup
- Hanging mount accessories included

Applications

- Car parking Lighting
- School Lighting
- Healthcare Lighting
- Storage
- Workshops
- Supermark
- Warehouse



Specifications

Model NO.	LP-SF2F-30W	LP-SF4F-40W	LP-SF5F-50W
Input Power	30W	40W	50W
Dimension	600*89*74mm	1200*89*74mm	1500*89*74mm
CCT	3000/4000K/5000K/5700K		
CRI	>80		
Power Factor	>0.9		
IP Grade	IP66		
Input Voltage	200-240VAC/50-60Hz		
Lumen Efficiency	130-140lm/W		
Beam Angle	40° or 60°		
Working Temp	-20~+50°C		
Warranty	5 Years		
Lifespan	50,000Hours		

IP65 Seamless Linkable LED Light L5



Features

- High Output Samsung LED's, System Efficiency up to 140lm/W
- High CRI >80
- IP65
- 5 Year Warranty on complete fixture. (LED's, Driver, & Housing)
- Pendant Mount or Surface Mount
- Linkable connection for one row lighting
- seamless linkable




Applications

- Supermark
- Warehouse
- Sports Halls
- Workshops
- Office



Specifications


Model NO.	LP-L5-15W	LP-L5-30W	LP-L5-40W
Input Power	15W	30W	40W
Housing Color	Standard Silver	Standard Silver	Standard Silver
Dimension	600*46*63mm	1200*46*63mm	1500*46*63mm
CCT	3000K/4000K/5000K/5700K		
CRI	>80		
Power Factor	>0.9		
IP Grade	IP65		
Input Voltage	AC100-240V 50/60HZ		
Lumen Efficiency	140lm/W		
LED Driver	CE/TUV/UL Certified driver		
Beam Angle	120°		
Working Temp	-20~+40°C		
Warranty	5 Years		
Lifespan	50,000Hours		



140lm/w seamless Linkable
Tri-proof Light IP65

- Super Cost effective

LED Area Light-Form 3



Professional LED Area Light for the ruobaH ,dlefi strops, Billboard

- Salt-Spray resistant
- Particular Optical lens with accurate angles

Features

- High Output LED's, up to 130~140lm/W
- Meanwell driver, High PF>0.96 low THD driver, Flicker free
- Environmentally friendly, no mercury, No UV, No IR
- 4 Different Beam angle cover 90% application
- ANB: 32°x 84° Tilt 30° /AWB: 50°x 88° Tilt 45° /SNB: 25°x 75°/SWB: 36°x 88°
- IP65 protection rating ; for indoor & outdoor use
- Energy Efficiency Grade: A+++
- Quick Start instant 100% luminous flux
- 5 Year Warranty on complete fixture. (LED's, Driver, & Housing)
- Certificate: CE, RoHs, ETL, DLC, SAA, TUV
- Body: Aluminium alloy
- Stainless steel screws
- Options:1-10V / Dali / Microwave Sensor option



Applications

- Sports lighting
- Warehouse
- Storage
- Billboard
- Road Lighting
- Any outdoor application



Specifications

Model NO.	LP-AL-75W	LP-AL-100W	LP-AL-150W	LP-AL-200W	LP-AL-240W
Input Power	75W	100W	150W	200W	240W
Dimension	330*373*50mm	330*373*50mm	330*373*50mm	441*373*50mm	441*373*50mm
Efficiency	140lm/W±10% with Ra > 70 or 130lm/W±10% with Ra > 80				
LED Brand	Nichia 3030 or Lumileds 3030				
CCT	3000K / 4000K / 5000K / 5700K (2700K can be customized)				
CRI	Ra>70 or Ra>80				
Body Color	White-Gray (optional for RAL9006)				
Power Factor	>0.95				
IP Grade	IP65				
IK Grade	IK08				
Input Voltage	100-277VAC				
Dimming Options	DALI or 1-10V				
Beam Angle	ANB: 32°x 84° Tilt 30° / AWB: 50°x 88° Tilt 45° / SNB: 25°x 75° / SWB: 36°x 88°				
Working Temp	-40~+45°C				
Warranty	5 Years				
Lifetime	50,000Hours				

UGR<19 LED Linear High Bay/Low Bay G25



High Quality Light Output

- Glare-free UGR<19
- 130lm/w

Features

- High Output LED's, up to 130lm/W
- Glare-free UGR<19, Provides Improved Visual Comfort
- CRI >70
- Meanwell brand driver ,TUV UL CE certificate,PF>0.96, THD<12
- Flicker free
- Environmentally friendly, no mercury, No UV, No IR
- IP66, indoor use
- 5 Year Warranty on complete fixture. (LED's, Driver, & Housing)
- ETL/cETL/DLC/CE/RoHs/FCC/IP66 certified
- 1-10V Dimming, Microwave Sensor, Dali control, Zigbee Wireless Control Options
- Pendant Mount or Surface Mount
- Hanging mount accessories included



Applications

- Bus station
- Warehouse
- Airport
- Sports Halls
- Badminton court
- Workshops
- Factories
- Exhibition Halls
- Supermark



Specifications

Model NO.	LPG25-80W-DXG	LPG25-120W-DXG	LPG25-150W-DXG	LPG25-200W-DXG
Input Power	80W	120W	150W	200W
Dimension	600mm	900mm	1200mm	1500mm
CCT	3000K/4000K/5000K/6000K			
CRI	>70			
Power Factor	>0.9			
Driver	Mean Well ELG(Internal)			
IP Grade	IP66			
Input Voltage	180-277VAC			
Lumen Efficiency	130lm/W			
Beam Angle	40° & 60°			
Working Temp	-20~+50°C			
Warranty	5 Years			
Lifespan	50,000Hours			

UGR<19 CRI97 Linear Sunlight Line 6



Outstanding Design Professional Office Lighting

- Glare reduction UGR<19
- High efficiency up to 130lm/W
- CRI>97 SDCM<3
- Human Centric Lighting

Features

- Cree or Seoul 3030 LED, up to 130lm/W
- Glare-free UGR<19, Provides Improved Visual Comfort
- High CRI >80/97
- SDCM<3
- TRIDONIC brand driver
- Flicker free
- Environmentally friendly, no mercury, No UV, No IR
- IP20, indoor use
- 5 Year Warranty on complete fixture. (LED's, Driver, & Housing)
- CE/RoHs certified
- 1-10V Dimming, Dali control Options
- Pendant Mount(Suspending Rope included)

Applications

- Residential
- Healthcare
- Architectural
- Retail



Specifications

Model NO.	LP-L62F-20W80	LP-L65F-50W80
Input Power	20W	50W
Dimension	600mm	1500mm
Housing Color	White/Silver/Black	
CCT	3000K/4000K	
CRI	>80/97	
Power Factor	>0.9	
IP Grade	IP20	
SDCM	SDCM<3	
Input Voltage	AC220-240V	
Driver	TRIDONIC Driver(Internal)	
Luminous Efficiency	130lm/W@CRI80	80lm/W@CRI97
Beam Angle	40° & 60°	
Working Temp	-20~+45°C	
Warranty	5 Years	
Lifespan	50,000Hours	

LED Bulkhead R1



Unique, 3in 1 LED Lamp

- Built-in occupancy Sensor (optional)
- Built-in emergency battery pack (optional)

Features

- Material: Polycarbonate PC base + Opal PC diffuser
- 3hr emergency battery back up optional
- Microwave sensor Auto-dim: 0%-100% / 25%-100% optional
- IP54
- 3 year warranty



Applications

- Office Lighting
- School Lighting
- Healthcare Lighting



Specifications

Model NO.	LP-BHLRC-15W-S	LP-BHLRC-15W-M	LP-BHLRC-15W-E	LP-BHLRC-15W-M&E
Version	Standard	Microwave	Emergency	Microwave&Emergency
Input Power	15W	15W	15W	15W
Dimension	Ø325*100mm			
CCT	3000-6000K			
CRI	>80			
Power Factor	>0.9			
IP Grade	IP54			
Input Voltage	100-240VAC			
Lumen Efficiency	85lm/W			
Beam Angle	120°			
Working Temp	-20~+50°C			
Warranty	3 Years			
Lifespan	50,000Hours			

LED Eyelid Bulkhead R2

Features

- Size: 300*94mm
- Voltage: AC100-AC240V / 50-60Hz
- Power: 12W PF: > 0.90
- LEDs Type: Epistar Chips SMD5630 LED
- Lumens: 900lm
- Beam Angle: > 120° CRI: > 80
- Material: Polycarbonate PC base + Opal PC diffuser
- 3hr emergency battery back-up
- Microwave sensor 0%-100%
- CCT: 3000K / 4000K / 6000K
- Weatherproof: IP65
- 3 year warranty



Applications

- Wall Lighting
- Garden Lighting



Specifications

Model NO.	LP-BHLRE-12W-S	LP-BHLRE-12W-M	LP-BHLRE-12W-E	LP-BHLRE-12W-M&E
Version	Standard	Microwave	Emergency	Microwave&Emergency
Input Power	12W			
Dimension	Ø300*94mm			
CCT	3000/4000K			
CRI	>80			
Power Factor	>0.9			
IP Grade	IP65			
Input Voltage	100-240VAC			
Lumen Efficiency	70lm/W			
Beam Angle	120°			
Working Temp	-20~+50°C			
Warranty	3 Years			
Lifespan	50,000Hours			

2D Anti-Corrosive LED Luminaire

- IP65
- Integrated Motion Sensor
- Emergency battery(3hr) back-up

Tunable White LED Panel Light



RF 2.4G Wireless

Smart LED Panel Light

- Tunable White Light
- CCT adjustable
- Wireless Remote Controller

Features

- High Efficiency, High PF, Low THD, Flicker Free
- Communication Protocol: RF2.4G
- Controllable Distance 30 Meters (Without Obstacle)
- Control Method: Remote Controller
- Dimming Range: 1%~100%
- Brightness Dimmable & CCT Adjustable
- CE, RoHS
- Warranty: 5 Years



Applications


- Office Lighting
- Workshops
- Healthcare Lighting
- School Lighting
- Supermarket



Specifications

Model NO.	LP-PL066-40W-S1	LP-PL062-40W-S1	LP-PL123-40W-S1	LP-PL126-60W-S1
Input Power	40W	40W	40W	60W
Dimension	595*595*9mm	620*620*9mm	1195*295*9mm	1195*595*9mm
CCT	3000~6000K			
Dimmable	100%~1%			
CRI	>80			
Power Factor	>0.9			
IP Grade	IP44			
Input Voltage	100-240VAC			
Lumen Efficiency	90~100lm/W			
Beam Angle	120°			
Working Temp	-20~+50°C			
Warranty	5 Years			
Lifespan	50,000Hours			

LED Panel Light P1



Features

- High Output LED's, up to 120lm/W, LM80 certified light source
- High CRI >85
- TUV UL CE SAA CB certificate, High PF>0.96 low THD driver
- Flicker free(different brand optional)
- Environmentally friendly, no mercury, No UV, No IR
- Polyester powder coated frame with white finish.
- IP44, indoor use
- Energy Efficiency Grade: A+
- Quick Start instant 100% luminous flux
- 5 Year Warranty on complete fixture. (LED's, Driver, & Housing)
- Certificate: CE, RoHs
- Optional: 1-10V Dimming, MW Sensor, 3h Emergency Battery Back-up



Applications

- Office Lighting
- Workshops
- Healthcare Lighting
- School Lighting
- Supermark



Specifications

Model NO.	LP-PL066-30W-T	LP-PL066-40W-T	LP-PL123-30W-T	LP-PL123-40W-T	LP-PL126-60W-T
Input Power	30W	40W	30W	40W	60W
Dimension	595*595*9mm	595*595*9mm	1195*295*9mm	1195*295*9mm	1195*595*9mm
CCT	3000~6000K				
CRI	>85				
Power Factor	>0.9				
IP Grade	IP44				
Input Voltage	100-240VAC				
Lumen Efficiency	120lm/W				
Beam Angle	120°				
Working Temp	-20~+50°C				
Warranty	5 Years				
Lifespan	50,000Hours				

High Lumen Output Ceiling Panels

- 120lm/W
- Emergency Battery Back-up(optional)